


Pierre Elliott Trudeau High School
September 24, 2020
7:00 pm

School Council

Land Acknowledgement

Let us begin our day by acknowledging we are on the ancestral lands of the Haudenosaunee, Wendat and Anishinaabe peoples that thrived prior to European colonization. We are grateful to share this land defined by the Williams Treaty and strive to do so in a way that reconciles a troublesome past with a collaborative future. Let us acknowledge the relationship that exists between the YRDSB and the Chippewas of Georgina Island and the potential for mutual learning. Let us move forward in a good way.



Elections 2020-2021

- Chair or Co-chairs
- Secretary
- Voting Members



PETHS Administration 2020-2021

Lisa Wargo - Principal

Mr. R. Zoratto - VP - A - H

Ms. C. Civello - VP - I - Q

Ms. A. Syed - VP - R - Z



Student Council - TSAC

Co- Presidents

Claire Liu & Akilesh Sathyakumar

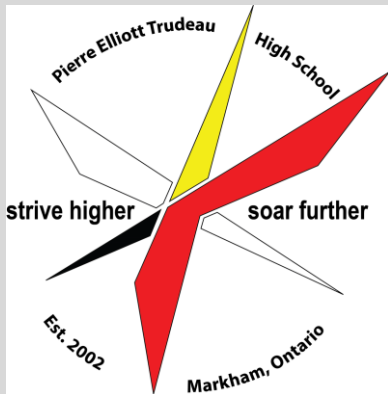
Communications Chair

Raymond Zhu

Teacher Report

Ms. Muller

September 2020



- ✓ Adaptive Model Students - 1324
- ✓ Virtual School - 394
- ✓ Total - 1712

- ✓ Grade 9 Students - 385
- ✓ Grade 10 Students - 404
- ✓ Grade 11 Students - 457
- ✓ Grade 12 Students - 467

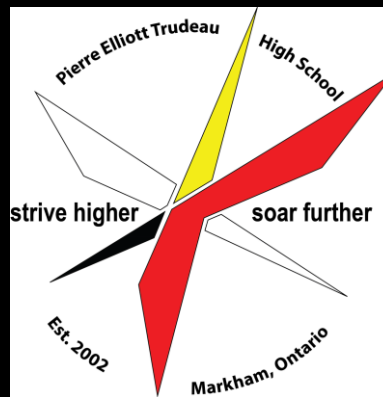
- ✓ 102 Teachers - 82 Adaptive & 20 Virtual School
- ✓ 7 Education and Health Assistants
- ✓ 10 Support staff
- ✓ 10 Caretakers
- ✓ 4 Administrators



YRDSB

Semester 1

Timetable



PETHS Sem 1	Rotation 1	Rotation 2	Rotation 3	Rotation 4	Rotation 5	Rotation 6	Rotation 7	Rotation 8
	Sept 14 - Sept 25	Sept 28 - Oct 9	Oct 13 - Oct 26	Oct 27 - Nov 9	Nov 10 - Nov 26	Nov 27 - Dec 14	Dec 15 - Jan 13	Jan 14 - Jan 29
8:15 - 10:45 Face to Face & Online Alternat e Cohorts	Period 1 12 days	Period 2 10 days	Period 3 10 days	Period 4 10 days	Period 1 12 days	Period 2 12 days	Period 3 12 days	Period 4 12 days
10:45 - 12:15	LUNCH and TRANSITION to Afternoon Synchronous Learning							
12:15 - 1:05	Period 2	Period 1	Period 4	Period 3	Period 2	Period 1	Period 4	Period 3
1:05 - 1:55	Period 3	Period 3	Period 1	Period 1	Period 3	Period 3	Period 1	Period 1
1:55 - 2:45	Period 4	Period 4	Period 2	Period 2	Period 4	Period 4	Period 2	Period 2

Reading Cohorts

Cohort A - 01 - 49

Cohort B - 50-99

Student Reports for [REDACTED] Logout

Courses listed with a **current mark** have reports that are available for view. Click on the **current mark** to view that specific report.

Course Name	Date	
ENG1D1-06 : English Block: 1 - rm. 205	2020-09-08 ~ 2021-01-29	
ADA O1-01 : Dramatic Arts Block: 2 - rm. 169	2020-09-08 ~ 2021-01-29	Please see teacher for current status regarding achievement in the course
MPM1D1-03 : Principles of Mathematics Block: 3 - rm. 240	2020-09-08 ~ 2021-01-29	Please see teacher for current status regarding achievement in the course
PPM1D1-03 : Principles of Mathematics Block: 3 - rm. 240	2020-09-08 ~ 2021-01-29	Please see teacher for current status regarding achievement in the course

This two digit number indicates the section and cohort
01 ~ 49 is cohort A
51 ~ 99 is cohort B

The room number of the course

The period/block

Monday	Tuesday	Wednesday	Thursday	Friday
	PA Day 1	PA Day 2	PA Day 3	4
Labour Day 7	Teachers Only 8	Teachers Only 9	10 AM: 9's Cohort A (only) PM: compressed day 9 9 Cohort A & 10-12	11 AM: 9's Cohort B (only) PM: compressed day 9 Cohort B & 10-12
Rotation #1 14 1A	15 1B	16 1A	17 1B	18 1A
21 1B	22 1A	23 1B	24 1A	25 1B
Rotation #2 28 2A	29 2B	30 2A		

October 2020--21 Instructional Days

Monday	Tuesday	Wednesday	Thursday	Friday
			1 2B	2 2A
5 2B	6 2A	7 2B	8 2A	9 2B
12 Thanksgiving	Rotation #3 13 3A	14 3B	1 3A	1 3B
19 3A	20 3B	21 3A	22 3B	23 3A
26 3B	Rotation #4 27 4A	28 4B	29 4A	30 4B

November 2020--20 Instructional Days

Monday	Tuesday	Wednesday	Thursday	Friday
2 4A	3 4B	4 4A	5 4B	6 4A
9 4B	10 Rotation #5 (Day 1 T2 Careers/Civics) 1A	11 1B	12 1A	13 PA DAY
16 1B	17 1A	18 1B	19 1A	20 1B
23 1A	24 1B	25 1A	26 1B	27 Rotation #6 2A
30 2B				

December 2020--14 Instructional Days

Monday	Tuesday	Wednesday	Thursday	Friday
	1 2A	2 2B	3 2A	4 2B
7 2A	8 2B	9 2A	10 2B	11 2A
14 2B	Rotation #7 15 3A	16 3B	1 3A	18 3B
21 Winter Break	22 Winter Break	23 Winter Break	24 Winter Break	25 Winter Break
28 Winter Break	29 Winter Break	30 Winter Break	31 Winter Break	

January 2021--20 Instructional Days - 1 Diamond Day

Monday	Tuesday	Wednesday	Thursday	Friday
				1 Winter Break
4 3A	5 3B	6 3A	7 3B	8 3A
11 3B	12 3A	13 3B	14 Rotation #8 4A	15 4B
18 4A	19 4B	20 4A	21 4B	22 4A
25 4B	26 4A	27 4B	28 4A	29 4B

Synchronized & Asynchronous Learning

Synchronous learning: Learning that happens in real time.

Synchronous learning involves using text, video, or voice communication in a way that enables educators and other members of the school- or board-based team to instruct and connect with students in real time. Synchronous learning supports the well-being and academic achievement of all students, including students with special education needs, by providing educators and students with an interactive and engaging way to learn. It helps teachers provide immediate feedback to students and enables students to interact with one another.

Asynchronous learning: Learning that is not delivered in real time.

Asynchronous learning may involve students watching pre-recorded video lessons, completing assigned tasks, or contributing to online discussion boards.



COVID-19 Protocols

If your child feels sick at school...

- Immediately let their teacher know
- An administrator will come and get your child from the classroom or the child will be sent to the main office
- An administrator will escort your child to the designated Isolation Room
- We will contact the parent/guardian to come and pick up your child from school

Face Coverings

- Students are expected to come to school with their own face covering
- Masks must be worn at all times when inside the school and on a school bus.
- Masks are not to be shared
- Face coverings can be non-medical or cloth.
- Students who do not have a face covering are to speak to go to the main office and the school will provide one
- For students who are unable to wear a face covering, please speak with an administrator.

HOW TO PUT ON A FACE MASK

Cloth or non-medical face coverings are required inside all commercial establishments in York Region. Just as you cover your mouth when you cough or sneeze, wearing a mask provides an extra layer of protection to others. Medical and surgical masks, including N95 respirators, should be saved for our front-line health professionals.



1. Perform Hand Hygiene
Wash your hands for at least 20 seconds or use alcohol-based hand sanitizer.



2. Secure the elastic loops of the mask around your ears
If your mask has strings, tie them securely behind your head.



3. Cover your mouth and nose with the mask
Make sure there are no gaps between your face and the mask.



4. Do not touch the front of the mask while you wear it
Wash your hands with soap and water for at least 20 seconds or use alcohol-based hand sanitizer if you accidentally touch your mask.

HOW TO REMOVE YOUR MASK



1. Wash your hands with soap and water for at least 20 seconds or use alcohol-based hand sanitizer.



2. Remove the elastic loops of the mask from around your ears or untie the strings from behind your head.



3. If you are wearing a disposable mask hold only the loops or strings and place the mask in a garbage bin lined with plastic. Cloth masks should be washed after each use.



4. Wash your hands with soap and water for at least 20 seconds or use alcohol-based hand sanitizer after taking the mask off and disposing of it or throwing in the laundry.

Do not touch the front of your mask to remove it

A few tips to keep in mind

- Ensure the right side of the mask is facing outwards
- Do not share masks. Do not reuse single-use masks
- Do not use masks on children under the age of 2, anyone who has trouble breathing or is unable to remove the mask without assistance
- Replace a disposable mask once it becomes damp or soiled. Wash a cloth mask in the laundry after each use
- Do not leave any discarded masks in places where others can come in contact with them such as shopping carts, bus stops, or on the ground
- Wearing a non-medical mask is NOT a replacement for physical distancing. Keep a 2-metre distance whenever possible to help stop the spread of COVID-19

For more information, visit
york.ca/COVID19



Daily Screening

On a daily basis, students and their parents/guardians are responsible to review and adhere to the checklist from York Region Public Health. Symptoms of Covid 19 include:

- **Fever**
- **New or Worsening Cough**
- **Shortness of breath**
- **Sore Throat or difficulty swallowing**
- **Altered taste or smell**
- **Nausea, Vomiting, Diarrhea, Abdominal Pain**
- **Runny Nose, Nasal Congestion**

NOTE: If you are feeling unwell or if you have any of the COVID-19 symptoms, please do not come to school, inform the school and get a COVID test.

Wearing a mask is not an acceptable measure to attend school for those who are symptomatic.

Daily Screening

COVID-19 SELF-ASSESSMENT

Before entering, please assess yourself (and, if applicable, your child or other dependents) for symptoms of COVID-19.

COMMON SYMPTOMS OF COVID-19 INCLUDE:



FEVER
(Temperature of 37.8°C or greater)



NEW OR WORSENING COUGH



SHORTNESS OF BREATH
(Dyspnea)

OTHER SYMPTOMS OF COVID-19 CAN INCLUDE:



SORE THROAT OR DIFFICULTY SWALLOWING



NEW SMELL OR TASTE DISORDER(S)



NAUSEA/VOMITING, DIARRHEA, ABDOMINAL PAIN



RUNNY NOSE, OR NASAL CONGESTION
Unrelated to seasonal allergies, post nasal drip etc.

For an up-to-date list of all symptoms, visit york.ca/covid19

IF YOU HAVE SYMPTOMS OF COVID-19:

- Do not enter and return home immediately
- Seek assessment and testing as early as possible at a COVID-19 Assessment Centre
- Self-isolate for 14 days (including any members of your household or people you had close contact with from 48 hours before symptoms)

STAY INFORMED.

Visit york.ca/covid19
1-800-361-5653

© York Region July 1, 2020


York Region

Hand Washing/Sanitizing

Students are to wash hands using soap and water or use hand sanitizer immediately before:

- leaving home,
- leaving the classroom,
- eating, touching one's face
- leaving school.

Students are to wash hands or use hand sanitizer immediately after:

- arriving at school/entering the classroom,
- finishing lunch,
- touching shared objects,
- using the bathroom,
- coughing, sneezing, and blowing one's nose,
- arriving at home.

A hand sanitizing station will be placed in the front foyer (coming soon) of the school and in classrooms. It is recommended that students not bring their own hand sanitizer to school for issues of quality, fragrance and management of potential hazards.

Correct Handwashing Procedures

Procédure correcte de lavage des mains

1 Wet Hands Mouiller les mains



2 Soap Prendre du savon



3 Lather (minimum 20 seconds) Faire mousser (minimum de 20 secondes)



4 Rinse Rincer



5 Towel dry or use an air dryer Sécher les mains avec une serviette ou utiliser un séchoir à air



6 Turn taps off with towel Fermer le robinet avec la serviette



PUBLIC HEALTH
1-800-361-5653
TTY: 1-866-512-6220
york.ca/COVID19


York Region

©2020 OHA updated Nov 14, 2020


York Region

How to correctly use hand sanitizer

1

Apply one squirt



2

Rub hands together



3

Rub until dry



Important Tips:

- Use hand sanitizer when:
 - soap and running water are not available
 - hands are not visibly soiled
- Use moistened towelettes followed by hand sanitizer when hands are visibly dirty and soap and water are not available
- Choose an alcohol-based hand sanitizer that contains between 60% and 90% alcohol
- Children should be supervised when using hand sanitizer product
- Do not apply hand sanitizer near an open flame

Note: alcohol-based hand sanitizer dispensers must not be placed within 15cm (six inches) of a source of ignition (e.g., electrical outlet, light switch).

1-800-361-5653
TTY: 1-866-252-9933

York Region Health Connection

Community and Health Services
Public Health

www.york.ca



8837_RL2014

School Entry/Dismissal

Entrance

- Classrooms will be locked until 15 minutes before the first bell. Students are encouraged to arrive 15 minutes before the bell and then move directly to their first period class.
- The Library and Cafeteria are not be open at this time
- Students are expected to wear a face covering as they arrive at school and access common areas.
- Students are expected to maintain a physical distance from others at all times, as they enter and move through the building following the directional floor decals.
- Students should only attend school on their designated face to face day.

Dismissal _____

- Students are expected to leave the school and school property after their last scheduled class is complete.
- Students are expected to wear a face covering when they exit the school.

Late Arrival & Absences

- If a student arrives before 8:45, they are to proceed directly to their class.
- If a student arrives after 8:45 am, they will go to the main office to receive a late slip. Please call the school if your child is late.
- Parents/guardians should call the school to report absences. Alternatively, parents/guardians can email absences to: pierre.elliott.trudeau.hs@yrdsb.ca
- As per Public Health regulations, parents/guardians are not to enter the building.

Main Office

The reception desk and the attendance desks in the main office are equipped with a plexiglass screen due to the high volume of interactions required. To reduce crowding in the main office, students and permitted visitors are requested to wait in the hall to be called into the office. 'Please wait' floor decals are placed near the office reception counter to remind students and visitors where to stand.

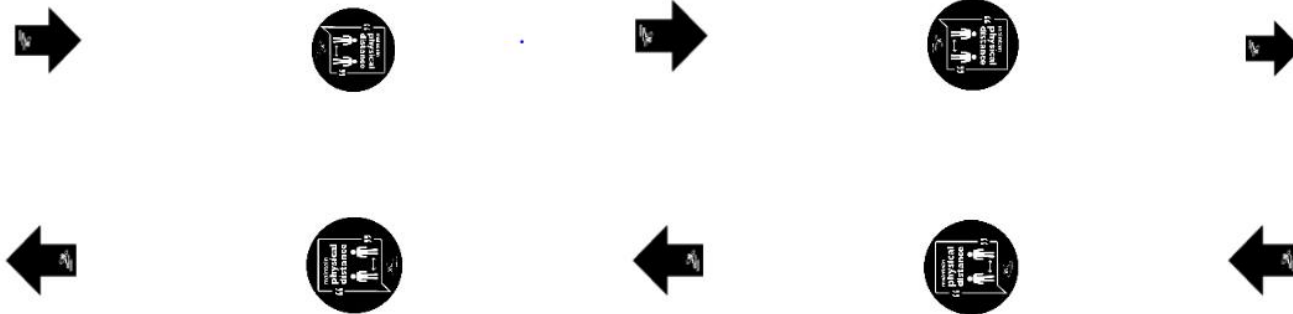
Floor decals are also placed in the hallway outside the office to indicate an appropriate waiting location prior to entering the office.



Movement in Hallways

Hallways

To minimize close contact between students, directional floor decals have been installed to manage movement of students and staff. Hallways are divided to indicate paths for movement in schools.



PETHS Hallways



ALL PODS ARE ONE WAY -
COUNTER CLOCK WISE

Movement in Stairwell

Stairwells

All outer stairwells are divided into two-way paths for movement. Directional floor decals for top/bottom of stairs and mid-landing areas have been installed as well.

In the crossroads, there are two stairwells. One for upwards flow and one for downwards flow.



Guidance Counsellors

**Counsellor
Name**

Student Last

Margit Muller - A to Gingras

Dennis Lee - Gnanendran to

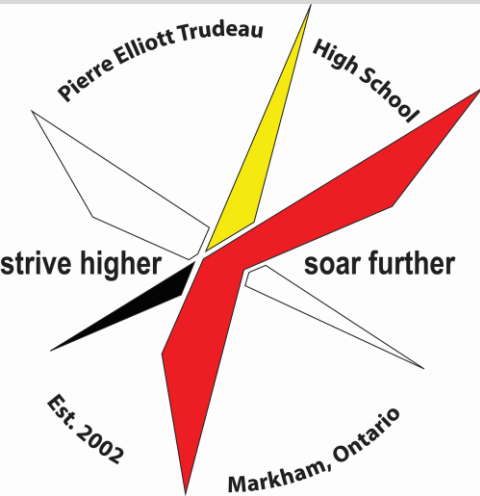
Lindsay

Catherine Sharp - Ling

Manju Brooke -



Reporting Dates



- ✓ **Weekly email with attendance report**
please complete parent/guardian email address form

- ✓ **2 Interim Report Cards**
Thursday, October 19, 2020
Friday, March 12, 2021


- ✓ **2 Parent/Teacher Interview Nights - more**
✓ **information to follow**
Thursday, October 22, 2020
Thursday, March 25, 2021

- ✓ **2 Mid-term Report Cards**
Monday, November 17, 2020
Thursday, April 27, 2021

- ✓ **2 Final Semester Report Cards**
Friday February 5, 2021
July, 2021

No Social Media?

...no problem!



Classroom

- Use your @gapps.yrdsb.ca account to join our TSAC grade-specific Google Classrooms to keep up to date on all things extra-curricular!
- The “class codes” are:

ELL	GRADE 9	GRADE 10	GRADE 11	GRADE 12
7emvo3	2bawms	bjfaf2	42zuo zu	jwwe8i

School Information

The collage features three main items:


- Calendar:** A monthly calendar for August, September, October, November, and January. It includes a grid with days of the week and specific events for each month.
- Website:** A screenshot of the Pierre Elliott Trudeau High School website. The main banner reads "Summer Office Hours Monday-Thursday 8:00am-3:00pm Office is closed August 5-9". The website header includes the school's name, address (10 Riv Oak Ave, Markham, ON L6C-2E6), phone number (905) 887-2216, and fax number (905) 887-7783. Navigation tabs include "School Information", "News & Events", "Departments & Programs", "Students", "Parents", "Guidance", "Library", and "School Council".
- Book Cover:** The cover of the "2013-2014 GUIDE TO THE SCHOOL YEAR" for students and parents. It features a red background with a group of diverse students smiling and raising their hands.



@trudeauhs



@trudeauhs



How to Contact Us

Teacher Contact

Telephone: (905) 887-2216

Teacher's voicemail

Teacher email

firstname.lastname@yrdsb.ca

**Pierre Elliott Trudeau High School phone number
(905) 887-2216**

**Call the Main Office for first language support:
Cantonese and Mandarin – dial extension 190 Administration:**

Ms. Lisa Wargo, Principal - VM 188

Mr. Ron Zoratto, Vice-Principal (A-H) - VM 187

Ms. Charlene Civello, Vice-Principal (I-Q) – VM 189

Ms. Ayesha Syed, Vice-Principal (R-Z) - VM 186

Guidance counsellors :

Ms. Catherine Sharp

Ms. Manju Brooke

Mr. Dennis Lee

Ms. Margit Muller

Superintendent: Dr. Camille Logan

School Trustee: Ms. Ron Lynn

Follow us on Instagram @trudedeuhs



Follow us on Twitter @trudedeuhs




School Council

An Opportunity to Get Involved

Current Chairs: Edward Wong and Shaista Hasan

Virtual Meeting Dates:

- Thursday, September 24 2020
- Thursday, October 15 2020
- Thursday, November 19
- Thursday, February 18, 2021
- Thursday, April 22, 2021
- Thursday, May 20, 2021



All meetings
begin at 7:00
p.m. through
this virtual link

Question & Answer

Please add your questions to the chat box or open your microphone.

Thank you!

